




TOGGLE SWITCHES - SINGLE POLE, DOUBLE THROW

(as formerly manufactured by CASTELCO)



Short pear dolly
Faston connections

10mm plastic dolly
Faston connections

13mm Plastic dolly
Faston connections

Bat handle dolly
Solder tag connections

SWITCH

TYPE	ORDER CODE
TOGGLE SWITCH, single pole, double throw	T1CH

WIRING

TYPE	ORDER CODE
Faston 0.8 x 6.3mm	FN
Solder tag	ST

DOLLY

TYPE	Nickel plated brass	Self coloured brass	Black plastic
Short pear	SPN	SPB	-
10mm plastic	-	-	10B
13mm plastic	-	-	13B
Bat handle	-	-	BHB

ACCESSORIES

TYPE	Nickel plated brass	Self coloured brass	Nickel plated steel
Knurled nut	KN	KB	-
Hexagon nut	HN	HB	-
On/Off legend plate	-	-	LN

STANDARD SWITCHES

ELECTRICAL SPECIFICATION

Contact rating 2A / 250 V a.c. / d.c.
Switch contacts – brass, silver plated.
Snap action. Double insulation.

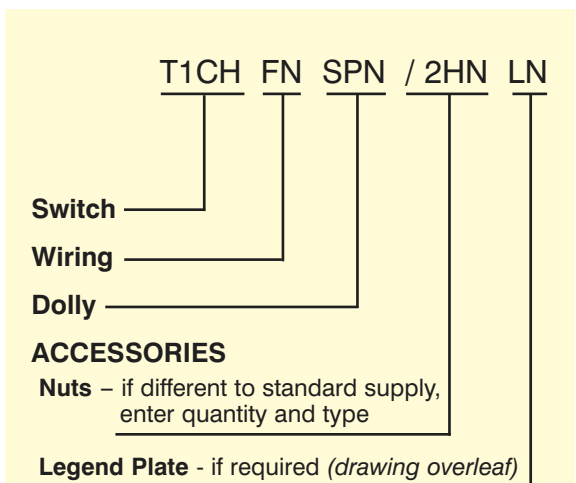
STANDARD SPECIFICATION

As standard, each toggle switch will be supplied with two nuts (one Hexagon and one Knurled). If anything different to this is required, it can be indicated in the order codes below.

Switches with nickel plated or plastic dollies will be supplied with nickel plated nuts. Switches with self coloured brass dollies will be supplied with self coloured brass nuts.

Switches with Plastic dollies will be supplied with nickel plated bushes

ORDERING CODES



ACCESSORIES

Nuts – if different to standard supply, enter quantity and type

Legend Plate - if required (*drawing overleaf*)

Example above: T1CHFNSPN/2HNLN is a toggle switch, single pole, double throw, with Faston connections and a short pear dolly that is nickel plated. It will be supplied with two hexagon nuts (not the standard one hexagon and one knurled nut) and a nickel plated legend plate.



TOGGLE SWITCHES - SINGLE POLE, DOUBLE THROW (as formerly manufactured by CASTELCO)

STANDARD UNITS

GENERAL ELECTRICAL SPECIFICATIONS

- Contact rating 2A/250 Vac/dc
- Single pole Double throw
- Switch contacts Brass silver plated
- Snap action
- Quick make and break
- Double insulation
- Spade terminal 6.3 wide
- Solder terminal

Dimensions:

- Panel fixing: NOT EXCEEDING 4.76
- Top height: 2.40
- Terminal height: 13.20
- Terminal width: 11.90
- Terminal offset: 8.50
- Terminal angle: 60°
- Terminal width: 0.80
- Terminal offset: 2.40
- Terminal width: 0.50
- Terminal offset: 1.60
- Terminal width: 22.50
- Terminal offset: 12.70
- Terminal width: 40.50
- Terminal offset: 24.70

Accessories:

- PLASTIC DOLLY
- SHORT PEAR METAL DOLLY
- KNURLED NUT
- HEXAGON NUT
- LEGEND PLATE (OFF/ON)

Terminal Types:

- SPADE TERMINAL
- SOLDER TERMINAL

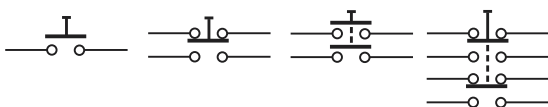
GLOSSARY OF SWITCH TERMINOLOGY

SINGLE POLE, SINGLE THROW (SPST)
The circuit is turned 'on' and then 'off' with each actuation.

DOUBLE POLE, SINGLE THROW (DPST)
Two independent circuits are turned 'on' and then 'off' with each actuation.

SINGLE POLE, DOUBLE THROW (SPDT)
The circuit is turned 'on' and another turned 'off' with each actuation.

DOUBLE POLE, DOUBLE THROW (DPDT)
Two independent circuits are turned 'on' and two other independent circuits are turned 'off' with each actuation.



SPST (T100) **SPDT (T1CH)** **DPST (T200)** **DPDT (T2CH)**



OMEG LTD, IMBERHORNE INDUSTRIAL ESTATE, EAST GRINSTEAD, WEST SUSSEX, RH19 1RJ, ENGLAND
Tel: 01342 410420 Fax: 01342 316253 sales@omeg.co.uk www.omeg.co.uk www.castelco.co.uk

All rights reserved © Omeg Ltd